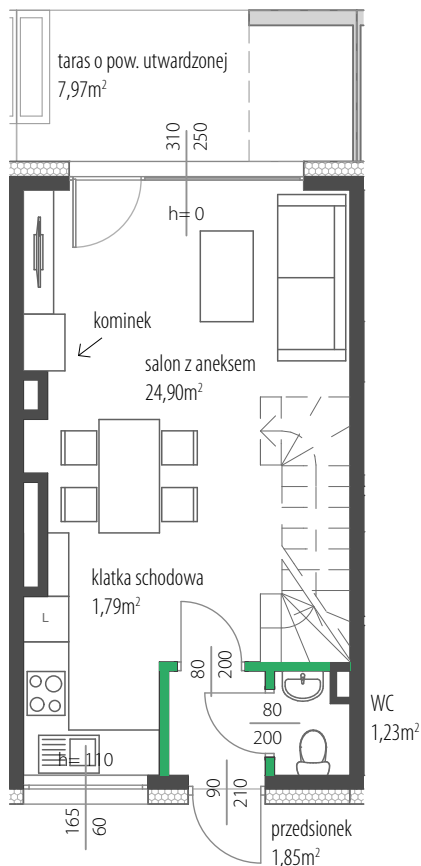
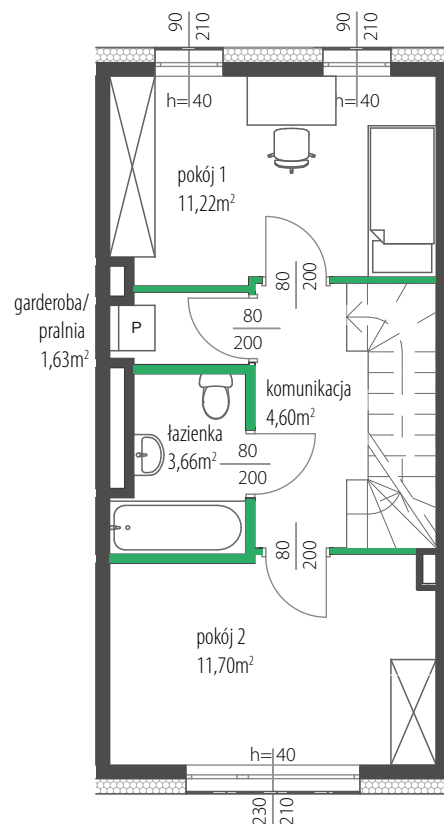


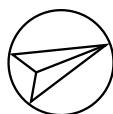

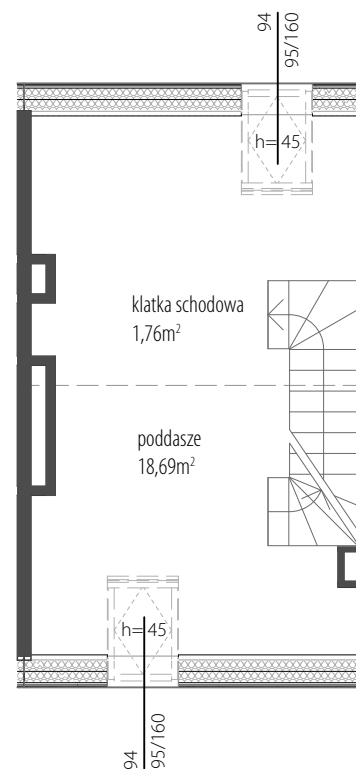
## Parter



## Piętro



## Poddasze



**RAZEM: 90,81m<sup>2</sup>**

## PARTER

klatka schodowa	1,79 m <sup>2</sup>
przedsiónek	1,85 m <sup>2</sup>
salon z aneksem	24,90 m <sup>2</sup>
WC	1,23 m <sup>2</sup>

**RAZEM 31,29 m<sup>2</sup>**

taras o pow. utwardzonej 7,97 m<sup>2</sup>

## PIĘTRO

garderoba/pralnia	1,63 m <sup>2</sup>
klatka schodowa	3,56 m <sup>2</sup>
komunikacja	4,60 m <sup>2</sup>
łazienka	3,66 m <sup>2</sup>
pokój 1	11,22 m <sup>2</sup>
pokój 2	11,70 m <sup>2</sup>

**RAZEM 38,42 m<sup>2</sup>**

## PODDASZE

poddasze	18,69 m <sup>2</sup>
klatka schodowa	1,76 m <sup>2</sup>

**RAZEM 21,10 m<sup>2</sup>**

## SCHEMAT KONDYGNACJI

